



TWISTS & TURNS

August 2020

SDMC Mt. Wilson Run & Adventures

9/29/2019

By Ken Hurd

On Sunday, September 29, 2019, in the pre-Covid-19 world, six cars left the CA 76 & I-15 Park & Ride for an adventure to the Mt. Wilson Observatory in the San Gabriel Mountains.

After about an hour and fifteen minutes, we pulled into the Cajon Junction Chevron to top off our fuel tanks. After completing that task, we went into the adjoining McDonalds to empty our "other" tanks. By the way, these establishments are located on Wagon Wheel Road which is part of Route 66 history. While we were there, Jeff and Karen Ridenour joined us for our drive to Mt. Wilson. Not exactly an "inter-galactic" docking, but effective just the same. Leaving the McDonalds, we turned west on the Pearlblossom Highway to connect with California Route 2 which is also known as Angeles Crest Highway.

For those who might not know, the Angeles Crest Highway (besides being featured in many car commercials), magazine road tests and Mazda's ND press introduction, driving the West Coast was one of the roads Mazda engineers used to help develop the ND Miata's suspension and handling. Our Club has been fortunate to have had two runs led by Bill "Big Foot" Bennett on which we got to experience through Bill the wonderful drive that is California Route 2. One thing to beware of, it's also known for its rocks, particularly when you are driving from west to east. It's interesting to me that this wonderful drive is the next route in the California State Highway system after the world renowned California Route 1 or Pacific Coast Highway.

After getting through the Willow Street stop sign in Wrightwood, Angeles Crest Highway was ours to enjoy, and we picked up the pace for spirited driving within the posted 55 mph speed limit, which most will find quite generous on the part of the State of California.

While coming down a grade approaching the Vincent Gulch Divide, the engine in my 2019 MX-5 started to lose power and by the time we reached Vincent

Cont'd on next page



Do you want a
100th Anniversary Miata?

See Page 9 for details

IN THIS ISSUE

Privacy Codes on Baofeng Radios.....	5
Gregg's Goals Fundraiser.....	6
Events.....	7
Your Own 100th Anniv MX-5.....	9
Membership.....	10
Member Classified Ads.....	11

Gulch Divide my engine was in Limp Mode. We continued on ¼ of a mile and pulled into the next pull off which fortunately accommodated all of our cars. Knowing many enthusiasts enjoy driving their performance cars (Porsche GT3's, Lamborghinis, McLarens, Corvettes, Mustangs, etc.) on Route 2 particularly on weekends (why Bill's runs were always mid-week), I did not have a good feeling with 6 other Miatas following me while I could only drive in Limp Mode (VERY SLOWLY). I turned off the car, let it and the ECU sit for 30 seconds and turned the key. Just as it had when I had the same experience on city streets 3 days before, the car fired up and was good for the rest of the weekend. After the run, I dropped the car off with Mazda Escondido where it was for 2 ½ weeks while Mazda Escondido's staff and Mazda's regional tech from Mazda Headquarters in Irvine went over the car. As a result, Stacy and I led the group that drove with us to the 2019 Miata Reunion at Weathertech Raceway Laguna Seca with our 2003. I posted a thread on Miata.Net regarding my experience and 7 or so Club's and GT's in this country and Mexico have experienced similar issues. After getting my car back from Mazda Escondido, I have not experienced this again.

Back to our run. We continued on at a good pace with my faithful navigator recording the Garmin waypoint miles for the rocks we saw in the west to east lane of the road as we drove east to west. This information was to be used on our west to east drive in the afternoon as we returned from our visit to the Mt. Wilson Observatory.

As we drove on in the wonderful sunny and warm weather, Route 2 continued to offer us all its delights with big sweeping and large 180 degree turns connected by some straight or slightly "bent" sections. Unfortunately, after some time, we came upon a large group of 10 or more related cars and SUVs that were traveling home together. Since this was such a large group, we had to wait for them to pull over which they of course did not do for quite a while. Eventually they did pull over and we were able to pass them. While we were passing them, Bill Bennett, our sweep, took the opportunity to slow down a bit and educate them on the California vehicle code stipulation that when you have 5 or more cars behind you, you are impeding the flow of traffic and are required to pull over and let them pass.

Shortly after our long wait to get pass the slowly moving leviathans, we reached the point where Angeles Crest had been blocked due to a slide and turned right onto another of the San Gabriel Mountains great roads, Upper Big Tujunga Road. This has fewer curves than Angeles Crest but still flowed down the hill nicely. When we reached Angeles Forest Highway, we turned left to go back up the mountain. Angeles Forest Highway's flowing turns delivered us back to Route 2. From there we went east on Route 2 to Mt. Wilson Red Box Road which we took up to the Mt. Wilson Observatory.

We had gained quite a bit of altitude. As we parked our cars, we found ourselves in the clouds in much cooler weather. It was time for another layer and thoughts of the 50's Sci-Fi thriller, THEM. We went to the Cosmic Café (Carl Sagan's favorite eatery?) to get our tickets and wait for our tour. Nick was the docent who took us on our tour. When he saw the SDMC regalia we were wearing he shared with us that he had driven up the mountain that morning in his gold NB1 (1999 - 2000). So we knew we were in good hands.

The first stop on the tour was the 150-foot solar telescope. This is not what you normally think of as a telescope. Instead it is a tower in a fixed position. It "was the largest instrument for studying the Sun for



Cont'd on next page

50 years.” With a 75-foot spectrograph at the bottom, this telescope, completed in 1910 and finally put in operation in 1912, gave George Hale the tool for his “search for the general magnetic field of the sun.” The solar research undertaken at Mt. Wilson “became the foundation for all solar and stellar work to follow.”

As we entered the room where the observations are made, we recognized the pictures of Albert Einstein, Carl Sagan, Neil deGrasse Tyson, Stephen Hawking and other astronomy and astrophysics luminaries who had visited Mt. Wilson’s Solar Telescope. This “telescope” is used to map sun spots. Mt. Wilson’s records now include more than 100 years of data. The “spots are hand drawn in pencil, and marked with the magnetic strength data.” This “is the longest continual record of sunspot activity with magnetic data ever made.”

From the solar telescope, we walked to the 100-inch reflector telescope. This replaced a 60-inch reflector telescope previously built on Mt. Wilson. No sooner than Mr. Hale had gotten one large telescope completed, he would decide that another much larger one was needed, so he started the design and fundraising for the next one. And of course, after the 100-inch reflecting telescope was completed, Hale decided it was not enough and started the process that resulted in the 200-inch Hale telescope at Mt. Palomar. Hale’s telescopes were the largest in the world until the Keck telescope in Hawaii was completed in 1993.

Ascending a narrow, curving stairway, we reached the main floor / level of the 100-inch telescope observatory / building. There Nick explained that Edwin Hubble used this telescope to determine that there were more galaxies than just our own and that the universe was constantly expanding based on his measurements of distances and speeds of the galaxies he observed. These discoveries by Hubble lead to the “Big Bang” theory of the origin of the universe.



Mt. Wilson run,
cont'd from prev.
page

After educating us about the 100-inch reflecting telescope, Nick took us back to the parking lot and our cars. There we met another Miata couple who had seen all our Miatas and parked their yellow one with ours.



Photos by Bill Bennett



Nick

Driving west to east to return to I-15, we again got to follow the twists and turns of Angeles Forest Highway, Upper Big Tujunga Road and Angeles Crest Highway. Though we had taken meticulous notes of the rocks in the west to east side of the road on our drive, we did not encounter nearly the volume of rocks we might have expected. Yes, there were a few spots where we had to slow and be careful, but mostly we benefited from the others who had been driving west to east "sweeping" Route 2 as we enjoyed our Mt. Wilson visit.

When we got to I-15, Bill Bennett, the Woodwards and Ridenours peeled off and headed south for home. Don Spangler, Sandy, Wally, Bob and Jackie joined Stacy and I to empty and top off our tanks as we got ready for our optional overnight in Big Bear.

We took a winding CA 138 up through Crestline onto CA 18 and over the Rim of the World drive. We hit this just as the sun was beginning to set and were treated to a wonderful view looking west over the San Gabriel valley. Reaching Big Bear after more engaging roads, we checked into our rooms at the Holiday Inn Resort Lodge. Returning to the lobby, we had a quick dinner options discussion and settled on the Oakside steakhouse a half a block away. After a full day of driving and walking, we all enjoyed our dinners and conversations.

At our morning breakfast planning meeting in the lobby, Don Spangler told us that he would lead us to a place he had found on Pine Knot Avenue on his morning walk with Quinci, his German Shepherd. We had a nice walk to the Teddy Bear for breakfast. Following breakfast, we all decided to take a walk down Pine Knot Avenue to the lake. After a short walk along the lake front, we started back to our hotel and admired a '57 T Bird along the way.

We left the hotel heading east on CA 18 and then followed the curves of CA 38 down to Yucaipa for a rest stop. From there, we continued on Oak Glen road as it became Live Oak Canyon Road to its dead-end at San Timoteo Canyon road where we turned left. In a couple of miles, we turned right onto Redlands Boulevard and followed it to the CA 60 west and home.

T&T

How to Add Privacy Codes to Baofeng Radios

By Steve Norris

Instructions for adding Privacy Codes to our Baofeng radios when driving with clubs using FRS frequencies. The steps below show how to select FRS 7 with Privacy Code of 3. Privacy codes allow for more channel choices for a group. Rather than just using the main GMRS/FRS channels, the privacy codes allow a group to use a sub-channel to reduce the chances that a nearby group is using the same channel.

Refer to the charts below for other frequencies.

Hold "Menu" while turning on radio. This should put you into "Frequency Mode". If the radio says "Channel Mode", turn the radio off and do it again.

Key in 4627125 to set the frequency to 462.7125 (FRS 7)

Toggle to the other channel and do step 2 for that.

Hit "Menu"

Hit 11 to program the R-CTCS (Receive frequency)

Hit "Menu"

Up arrow 4 times to select 74.4 (Privacy code 3)

Hit 13 to program the T-CTCS (Transmit frequency)

Hit "Menu"

Up arrow 4 times to select 74.4 (Privacy code 3)

Hit "Exit"

Hold the "#" to lock the radio

FRS Frequencies	
Num-ber	Freq
FRS-1	462.5625
FRS-2	462.5875
FRS-3	462.6125
FRS-4	462.6375

Privacy Code - CTCSS Frequencies			
PC	CTCSS	PC	CTCSS
1	67.0	26	159.8
2	71.9	27	162.2
3	74.4	28	165.5
4	77.0	29	167.9

FRS-5	462.6625
FRS-6	462.6875
FRS-7	462.7125
FRS-8	467.5625
FRS-9	467.5875
FRS-10	467.6125
FRS-11	467.6375
FRS-12	462.6625
FRS-13	467.6875
FRS-14	467.7125
FRS-15	462.5500
FRS-16	462.5750
FRS-17	462.6000
FRS-18	462.6250
FRS-19	462.6500
FRS-20	462.6750
FRS-21	462.7000
FRS-22	462.7250

5	79.7	30	171.3
6	82.5	31	173.8
7	85.4	32	177.8
8	88.5	33	179.9
9	91.5	34	183.5
10	94.8	35	186.2
11	97.4	36	189.9
12	100.0	37	192.8
13	103.5	38	196.6
14	107.2	39	199.5
15	110.9	40	203.5
16	114.8	41	206.5
17	118.8	42	210.7
18	123.0	43	218.1
19	127.3	44	225.7
20	131.8	45	229.1
21	136.5	46	233.6
22	141.3	47	241.8
23	146.2	48	250.3
24	151.4	24	151.4
25	156.7		

T&T



The Great Car Rally of 2020

By the Garons

Looking for a safe event that will get you out of the house? Where you can have fun. . .and support a good cause?

Please join the Garons and your Miata friends and *any other drivers who would want to join us* for the 2020 fundraiser for Gregg's Goals. Because of the coronavirus and need to stay safe, we are planning an event that will be both fun and for a good cause - where you can stay virus-safe!

The fundraiser will be held Aug. 1, 2020.

The cost will be \$40/car which includes one boxed lunch. \$10 for each additional lunch. We **MUST** ask you to register ahead of time - **we need the entry fee and registration form by July 28 midnight!** (more details on our website: www.ggd.org.) If you do decide last minute to join us - you are welcome to - but we cannot guarantee a lunch.

Prizes will be given for most sites visited, most points accrued and best photos. We hope this will be a fun and unique event.

IN ADDITION, the auction will be online on **Auctria.com** (<https://event.auctria.com/e1612acf-3fe4-4df1-baae-204f96b34cce>)- to begin **July 25 and end July 31**. The auction link is ALSO on the Gregg's Goals website

If auction winners are present on Aug. 1, we can bring your auction prizes to the Rally (otherwise, we will deliver or ship).

So what is planned?

We will meet at **Kit Carson Park, 3333 Bear Valley Pkwy, Escondido, CA 92025 starting at 10 AM**. You may depart on the Rally after receiving your Info and Time sheet right at 10:00 or as late as 10:30. As of July 11, there were restrooms open at the park.

You need to be at the end point by 2 hours after YOUR start time. . .or you will have points deducted. We are planning to meet up at the **Park and Ride at 10330 Carmel Mountain Rd, San Diego, CA** (just south of New Hope Church) in Rancho Penasquitos. **Pitchers Sports Bar (9920 Carmel Mountain Rd, San Diego, CA 92129 - a couple minute drive from the end point)** will allow us to use their restrooms - so you can stop **before** proceeding to the Park-and-Ride **or "check in to get your time recorded"**, then proceed back to the bathroom. At the end site, we will have box lunches with gourmet sandwiches (tri-tip, turkey or veggie), chips, a cookie and soft drinks. Our volunteers (masked, of course) will bring them to your car. We plan to have a brief program via your FM radios to greet everyone and announce the WINNERS

Before the event (if registered), you will be emailed the list of San Diego sites to visit and take photos - so you can plan the route beforehand if you'd like!! You will be texting your photos (with your name) to the phone number provided.

Please visit the website www.wwggd.org for the application form and to make payment.

Most of all, we want this to be a really good time with our Miata club friends who have supported since the beginning, and we would love you all to come out and have some fun again this year!

Cont'd on bottom of next page

Events Information

August 2020

Our **monthly club meeting** is scheduled for **Thursday July 23rd**. It will once again be a **Zoom meeting**. All current members will receive a Zoom meeting invitation via e-mail with Meeting ID & password prior to the meeting. You can log on at 6:30 for 30 minutes of socializing. **The meeting will start at 7:00**. The Hamburger Factory can't handle a group our size because of the social distancing requirements.

It looks like the Escondido Cruisin' Grand night will be starting up soon. We plan to go the 1st Friday night of each month starting on **August 3rd**.

The **Devil's Highway** run was rescheduled to **October 2-4**. If you plan going on this, look at the SDMC Events Calendar for the hotel and registration information.

Future SDMC Event

Surf 'N Safari

This event has been rescheduled to 2021. Specific dates to be announced soon.

<http://www.sandiegomiataclub.org/sns20/index.html>.

Please read the SDMC Events Calendar on the club website for further details on all of these events.

T&T

Gregg's Goals Presents *The Great Rally of 2020*

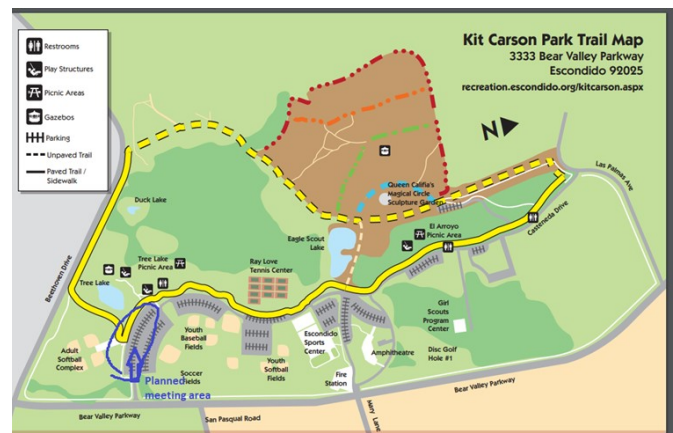
Gregg's Goals Presents

The GREAT RALLY OF 2020



- Discover San Diego in a Scavenger Hunt Style Car Rally
- August 1st at 10am to approximately 12pm
- \$40 per Car - Includes one Box Lunch
 - \$10 each additional lunch
- Rally begins at Westfield North County Mall
- Concludes at a site allowing for social distancing.
- To RSVP and Register your car visit www.wvvgd.org
- All car makes welcome!*


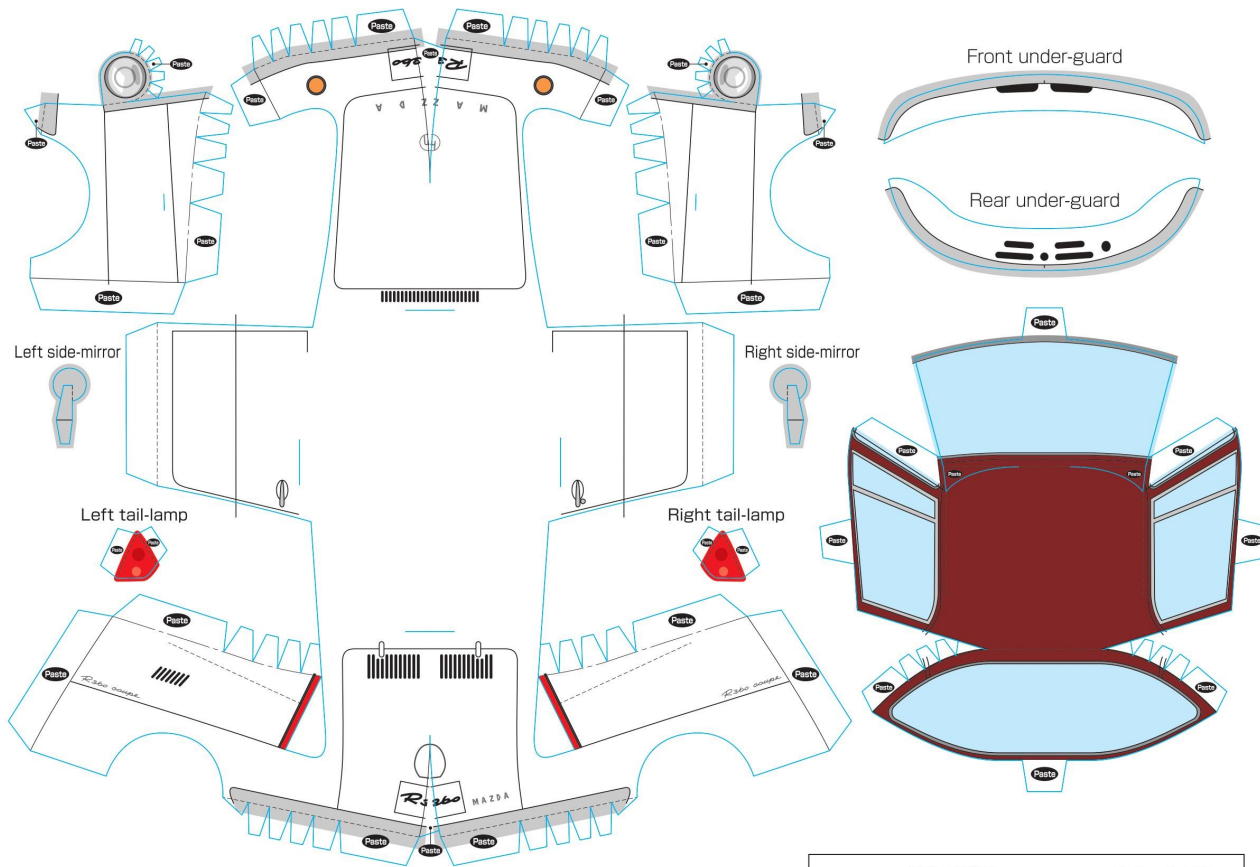
COME RALLY FOR THE CAUSE





MAZDA R360 COUPÉ

Let's paint colors and draw pictures on the car body. It will help to achieve "Zoom-Zoom" feeling!!



Completion image

Attention:
Please be careful when you use scissors, a knife or paste to make this paper craft. Please be careful not to lose small parts. Please keep this out of reach of infants. For best results, we recommend using thicker, high quality paper.

This paper craft is freely available for individual use and distribution without charge. However, it is prohibited EITHER to distribute this paper craft by sale OR to modify this paper craft template.

© 2020 Mazda Motor Corporation

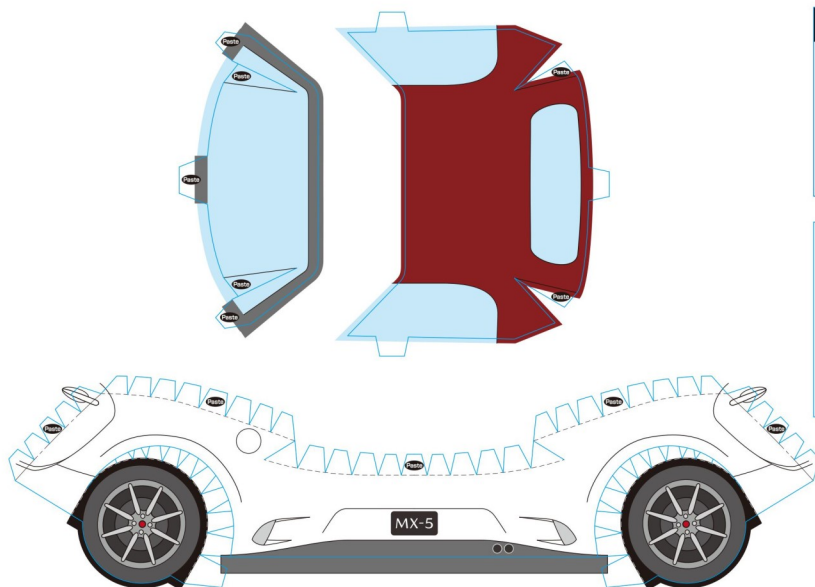
2004

Courtesy Mazda Corporation



MAZDA MX-5

Let's paint colors and draw pictures on the car body.
It will help to achieve "Zoom-Zoom" feeling!!




"Sustainable Zoom-Zoom"

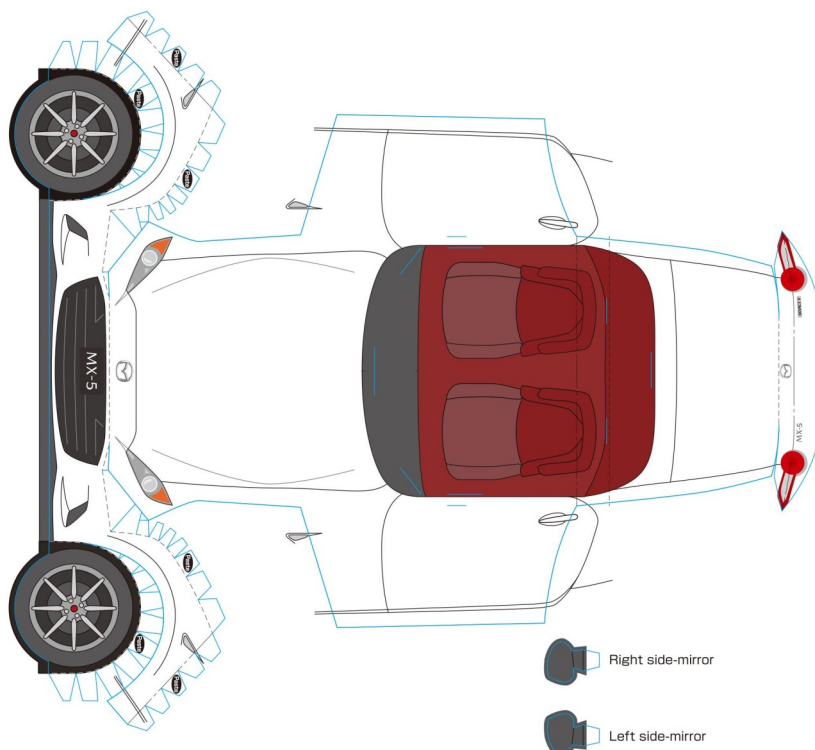
Basic Policy

Provide all customers who purchase Mazda vehicles with driving pleasure as well as outstanding environmental and safety performance.

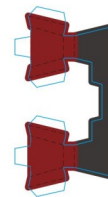
Mazda commits itself to making vehicles that always excite and that embody a "Zoom-Zoom" feeling, meaning they look inviting to drive, are fun to drive and make you want to drive them again, helping to achieve an exciting, sustainable future for vehicles, people, and the Earth.



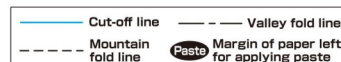
Attach this part under the body.



Completion image



Headrest



Attention:

Please be careful when you use scissors, a knife or paste to make this paper craft. Please be careful not to lose small parts. Please keep this out of reach of infants. For best results, we recommend using thicker, high quality paper.

This paper craft is freely available for individual use and distribution without charge. However, it is prohibited EITHER to distribute this paper craft by sale OR to modify this paper craft template.

© 2020 Mazda Motor Corporation

2004

Membership

By Chris & Linda Jones

August 2020

Welcome to our newest members...

Welcome to our newest members...

Jeff & Barbara Butler

Santa Fe, NM

2003 Garnet Red Mica

Welcome back after a long gap...

Elizabeth Douglass

Encinitas

1995 Merlot Mica

Our Club's numbers as of 4/15/2020:

144 memberships (40 single, 104 dual) for a total of 248 members.

=====

Membership Roster updated and posted

The membership roster is available for downloading from the SDMC-Mail@groups.io website. This website is available only to current (paid) members. To access the file:

Go to <groups.io/g/SDMC-mail> and click on "Log In" at upper right corner.

Once logged in, go to "Your Groups" and click on "SDMC-mail" for next screen.

Click on "Files" from list of choices on left side

Click on folder titled "SDMC MEMBERSHIP ROSTER"

Open or download the .pdf file to your device. The most recently updated roster is posted.

All are reminded to protect the member information; it's not to be shared with anyone outside SDMC.

Updates: Send any updates to your information via email to <membership@SanDiegoMiataClub.org>

Access: If you don't have an SDMC-Mail account, or want to set it up with a different email address, send email request to Membership with your name and the email address you want to use. Membership team will validate eligibility and generate a system invitation through Groups.io.

Your SDMC Membership Team,

Chris & Linda Jones

membership@SanDiegoMiataClub.org

Upcoming Events Elsewhere

Remember, all the most
up-to-date and complete
information for our events is
on our website at
www.sandiegomiataclub.org

Check there regularly for changes
and additional details!

Miatas at the Gap MATG XXV

August 5-8, 2021

<https://www.GapMiatas.com>

Canada's Capital Miata Meet 2021

August 12-15, 2021

<https://www.umn-c2m2-2020.com/>

Member Classified Ads

Classified ads will be published for paid members on a space available basis. Ads will run for a maximum of 90 days.

2000 Miata

Asking price: **\$6,000**

105,000 miles \$6,000.

Very good condition

New top, 2nd owner.

Nardi Torino wood accents,
chrome gas cap &
exhaust tip

Call: David Reeves

760 822 0314



2004 Mazdaspeed Miata, Velocity Red, 23k miles, 2005 OEM MSM 17" wheels, aftermarket cruise control, alarm, excellent condition, clear title. **\$10,500**

Call: Chuck Graham 619 654-0555

NA parts: 14" Miata "daisy" wheels and caps. \$80 for the set of 4 wheels, \$40 for the caps.

Call Don Sinclair 760-525-4122

SDMC Discounts NEW: Team KIA Mazda, 541 N. Johnson Ave., El Cajon, CA 92020; 619-444-7200, DISCOUNTS: **20%** off parts and **15%** off service at Team KIA Mazda for SDMC members.



Address

.....